

Unit 2 Pre-Kindergarten Math Scavenger Hunt

Object of the Game

Are you ready for a scavenger hunt?

Find, make or draw 10 of the 12 items from the list to be a Scavenger Scholar!

Materials

- Scavenger Hunt Grid
Print the record sheet or write the numbers 1–12 on a sheet of paper.
- Something to write with (a pen, pencil, crayon, or marker will work fine)
- A curious mind
- Extra paper for drawings (optional)

Skills

This game helps us practice:

- Counting groups of objects to 6
- Identifying numbers 1, 2, 3, 4, 5, 6
- Sorting objects by size and color
- Comparing objects by length or weight







How to Play

1. Look over the scavenger hunt chart.
2. Search your home for examples of the items on the list.
3. Draw an X for each item when you find it.
Hint: If you can't find something on the list, make it or draw it yourself.
4. Find, make, or draw 10 of the 12 items to win.
5. For an extra challenge, try to find everything on the list.
6. Have fun!

UNIT 2 PRE-KINDERGARTEN MATH SCAVENGER HUNT | FAMILY GAME

Unit 2 Pre-Kindergarten Math Scavenger Hunt

Find, make, or draw...

1 A group of 6 objects	2 1 item longer than your thumb and one item shorter than your thumb 	3 The number 4	4 A group of objects that has more than 
5 Something heavier than a large pumpkin 	6 5 smooth objects	7 4 round objects 	8 A group of 5 objects
9 The number 3	10 a pattern that uses shapes 	11 Something lighter than an apple 	12 Something longer than your leg

© 2020 The Math Learning Center | mathlearningcenter.org
The Math Learning Center grants permission to learners, families, and educators to reproduce these documents in appropriate quantities for educational use. While you may link to these resources, any other redistribution requires written permission.

Tips for Families

- If you don't have a copy of the record sheet or can't print a copy right now, make a numbered list or grid from 1 to 12 on a sheet of paper. Have your child draw an X for each numbered item they find, make, or draw.
- You don't have to complete the scavenger hunt all at the one time. You can come back to it if you need to.
- Don't worry if you can't find something. Remember that it's okay to make it or draw it.


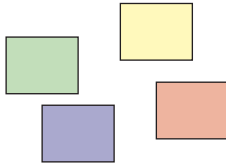




Change It Up

Making even small changes to a game can invite new ways of thinking about the math. Try making one of the changes below.


- Set a timer! How long did it take you to find 10 items? Did it take you more or less than 20 minutes?
- Make your own math scavenger hunt! Help your family find the items.







Unit 2 Pre-Kindergarten Math Scavenger Hunt

Find, make, or draw...

<p>1</p> <p>A group of</p> <p>6</p> <p>objects</p>	<p>2</p> <p>1 item longer than your thumb and one item shorter than your thumb</p> 	<p>3</p> <p>The number</p> <p>4</p>	<p>4</p> <p>A group of objects that has more than</p> 
<p>5</p> <p>Something heavier than a large pumpkin</p> 	<p>6</p> <p>5 smooth objects</p>	<p>7</p> <p>4 round objects</p> 	<p>8</p> <p>A group of</p> <p>5</p> <p>objects</p>
<p>9</p> <p>The number</p> <p>3</p>	<p>10</p> <p>a pattern that uses shapes</p> 	<p>11</p> <p>Something lighter than an apple</p> 	<p>12</p> <p>Something longer than your leg</p>

Sample Responses



1 A group of 6 objects	2 1 item longer than your thumb and one item shorter than your thumb 	3 The number 4	4 A group of objects that has more than 
5 Something heavier than a large pumpkin 	6 5 smooth objects	7 4 round objects 	8 A group of 5 objects
9 The number 3	10 a pattern that uses shapes 	11 Something lighter than an apple 	12 Something longer than your leg

